



HIGHLANDER AUDITORIUM

TECHNICAL INFORMATION

850 N San Antonio Ave.
Upland, CA 91786

909.985.9462
909.982.2320 fax

www.HighlanderAuditorium.com



Table of Contents

General Information	Page 3
Management	Page 6
Building & Stage	Page 7
Lighting	Page 9
Sound	Page 13
Support Equipment	Page 16
Dressing Rooms	Page 17
Auditorium Policies	Page 18
Map	Page 21
Seating Chart	Page 22
Stage Ground Plan	Page 23
Campus Map	Page 24

The information contained in this document is designed to provide an accurate overview of the facility and its capabilities, and has been organized according to USITT guidelines. We welcome your comments and suggestions as we strive to make it increasingly comprehensive, accurate, and useful to facility users.

The information within this packet is subject to change without notice.

General Information

The Highlander Auditorium:

Bill J. Cox - Auditorium Facilities Manager (bill@highlanderauditorium.com)

Eric Mensen - Production Manager (eric@highlanderauditorium.com)

Scott Peterson - Technical Director

Jamie Brown - Resident Stage Manager

Anthony Robinson - Resident House Manager

Landon Johnson - House Sound Engineer

Cameron Swenson - Resident Lighting Designer

Office: (909) 985-9462 Fax: (909) 982-2320

Mailing Address: 390 N. Euclid Ave., Upland, CA 91786

Stage Door: 850 N. San Antonio Ave., Upland, CA 91786

Website: www.HighlanderAuditorium.com



The Highlander Auditorium is a 1,073 seat proscenium arch theatre located just 30 minutes east of downtown Los Angeles in the foothill community of Upland CA. Each season the Highlander is host to a variety of program from Theatre, Dance, and Film, to Corporate, Cultural, and Community events.



EMERGENCY NUMBERS

ALL EMERGENCIES CALL 911

Upland Police Department, 1499 W. 13th Street, Upland, (909) 946-7624
Upland Fire Department, Station 1, 475 N. 2nd Ave. Upland, (909) 931-4180
San Antonio Community Hospital, 999 San Bernardino Rd., Upland, (909) 985-2811

TAXI SERVICE

Bell Cab Co. (800) 340-8294
Yellow Cab Co. (909) 622-1313

LIMOUSINE SERVICE

Magic Coach Limousine (909) 941-9151
An Advance Limousine (800) 805-5466, (909) 984-1146

AREA HOTELS

Guest House Hotel & Suites, (1.6 mi E) 1191 E. Foothill Blvd., Upland, CA (909) 949-4800
Ontario Airport Marriott, (4.3 mi SE) 2200 E. Holt Blvd., Ontario, CA (909) 975-5000
Doubletree Hotel Ontario, (4 mi SE) 222 N. Vineyard Ave., Ontario, CA (909) 937-0900
Doubletree Hotel Claremont, (3.6 mi W) 555 W. Foothill Blvd., Claremont, CA, (909) 626-2411
Hotel Claremont, (3.7 mi SW) 840 S. Indian Hill Blvd., Claremont, CA (909) 621-4831
Hilton Ontario Airport, (5.5 mi SE) 700 N. Haven Ave, Ontario, CA (909) 980-0400

RESTAURANTS

<p>Applebee's Grill and Bar, 9241 Monte Vista Ave., Montclair (909) 624-5555 <i>large menu, full bar</i></p>	<p>Buca Di Beppo 505 W. Foothill Blvd., Claremont (909) 399-3287 <i>family style Italian dining, full bar</i></p>	<p>Outback Steakhouse 530 N. Mountain Ave., Upland (909) 931-1050 <i>distinct Australian influence, Full Bar.</i></p>
<p>Carrows Family Restaurant 425 N. Mountain Ave., Upland (909) 946-2315 <i>coffee shop, beer/wine.</i></p>	<p>Chili's Bar and Grill 10598 Foothill Blvd., Rancho Cucamonga (909) 948-5955 <i>large menu, full bar.</i></p>	<p>El Torito Mexican Grill 335 S. Mountain Ave., Upland (909) 946-7955 <i>casual dining, full bar.</i></p>
<p>Coco's Family Restaurant 60 W. Foothill Blvd., Upland (909) 985-9604 <i>coffee shop, American menu.</i></p>	<p>Denny's 825 W. Foothill Blvd., Upland (909) 981-3345 <i>Dine in or out, 24 hours.</i></p>	<p>Red Lobster 9345 Monte Vista Ave., Montclair (909) 621-4807 <i>casual seafood dining, full bar.</i></p>
<p>Kishi Japanese Restaurant 230 W. Foothill Blvd., Upland (909) 981-1770</p>	<p>Mimi's Café 370 N. Mountain Ave., Upland (909) 982-3038 <i>large menu, distinct Creole influence. Beer/Wine</i></p>	<p>Olive Garden 9251 Monte Vista Ave., Montclair (909) 621-0636 <i>casual Italian dining, full bar.</i></p>

FAST FOOD/DRIVE THROUGH

<p>Starbucks 1013 W. Foothill Blvd. #A, Upland (909) 981-6424</p>	<p>Burger King 910 Mountain Ave., Upland (909) 946-5464, 5am-12am</p>	<p>Carl's Jr. 1602 W. Foothill Blvd., Upland (909) 949-3069, 6am-12am</p>
<p>Jack in the Box 611 W. Foothill Upland (909) 946-9588, 24hr. drive thru</p>	<p>Del Taco 1653 W. Foothill Blvd., Upland (909) 920-3464, 24hr. drive thru</p>	<p>In-N-Out Burger 1837 W. Foothill Blvd., Upland (800) 786-1000, 10:30am-1:00am</p>
<p>Taco Bell Foothill Blvd., Upland (909) 981-1494, 24hr. drive thru</p>	<p>El Pollo Loco 760 E. Foothill Blvd., Upland, (909) 920-9191, 6am-11pm</p>	<p>Arby's 1299 East Foothill Blvd., Upland (909) 920-4228</p>



PARKING

The main lot has 340 spaces, with 12 handicapped spaces. This lot backs up to the Highlander Auditorium. This lot is reserved for student permit parking during school until 2pm weekdays. The Faculty/Visitor lot, located on 11th Street, has 107 spaces, with 4 handicapped spaces. There are two additional lots across the campus from the Highlander Auditorium with 125 spaces. Street parking is also available after 3pm on weekdays.

The loading dock and loading zone are on the building side of the main lot. Only trucks shorter than 21 feet long can back-up straight to loading dock, all others must park alongside. Most production vehicles over standard length can remain in the loading zone during the run of the event. Buses and trucks can be parked elsewhere on campus by special arrangements.

HANDICAPPED ACCESS

The Highlander Auditorium will aid and assist all reasonable requests for our disabled guests. Wheelchair access is available at the main entrance of the lobby. Wheelchair seating is located in the rear of the house on either side. Wheelchair accessible parking is located in the primary parking lot, with ramped access to house entrances. Ramped access to backstage is available via the North and South stage doors, which provides access to the stage level, dressing rooms, and production office. There is no wheelchair access to Show Control or the Front of House position. Listening aid devices are available for the hearing impaired. Requests must be made at least 3 days in advance.

DIRECTIONS

The Highlander Auditorium is located in the city of Upland, in Southern California, at the corner of San Antonio and 11th Street. Upland is in the foothills of the San Bernardino Mountains, just north of Ontario.

If eastbound on the 10 freeway, exit Mountain Ave. At the end of the off ramp, turn left and proceed north four miles on Mountain Ave to 11th Street. Turn right onto 11th Street and proceed east one mile to San Antonio Ave. Turn left onto San Antonio, and then turn right into the first driveway of the main lot. The Highlander Auditorium is the largest building that sits on the main lot.

If westbound on the 10 freeway, exit Mountain Ave. At the end of the off ramp, turn right and proceed north four miles on Mountain Ave to 11th Street. Turn right onto 11th Street and proceed east one mile to San Antonio Ave. Turn left onto San Antonio, and then turn right into the first driveway of the main lot. The Highlander Auditorium is the largest building that sits on the main lot.

If eastbound on the 210 freeway, exit Mountain Ave. At the end of the off ramp, turn left and proceed south six miles on Mountain Ave to Foothill Blvd. Turn Left onto Foothill Blvd and proceed east one mile to San Antonio Ave. Turn right onto San Antonio, and then turn left into the third driveway of the main lot. The Highlander Auditorium is the largest building that sits on the main lot.

If westbound on the 210 freeway, exit Mountain Ave. At the end of the off ramp, turn right and proceed south six miles on Mountain Ave to Foothill Blvd. Turn Left onto Foothill Blvd and proceed east one mile to San Antonio Ave. Turn right onto San Antonio, and then turn left into the third driveway of the main lot. The Highlander Auditorium is the largest building that sits on the main lot.

TIME ZONE

The Highlander Auditorium is located in the Pacific Standard Time Zone (eight hours after Greenwich).



MANAGEMENT

COMPANY ROOM

The Company Room is reserved as a break room/office for renting clients. It is equipped with a video monitor, program audio and paging. Phone and internet service can be made available and must be arranged with production manager in advance. The Company Room is located just off the lobby, house right. There are no kitchen facilities in this room.

FIRST AID

Standard industrial kit available from stage manager or any member of the production crew.

STAGE MANAGER'S CONSOLE

Located down stage right near dressing rooms. The console has a desk space, several drawers, and lighting. Audio and video monitors are available at this location. A four-channel communication station permanently installed and facility paging microphone.

REHEARSAL ROOM

No rooms available as a part of the facility. Adjacent music and dance wing house assorted spaces. Contact production manager for further information.

CREWS

Full time General Manager (Bill J. Cox) and Production Manager (Eric Mensen). Technical crews are hourly and scheduled by the production manager. Ushers and house managers are hourly and also scheduled by the production manager. The Highlander Auditorium is a non-union house, but many of the staff are IATSE Local 504 or Local 33 members.



BUILDING & STAGE

SEATING

1073 seats, 2 wheelchair accessible sections. For seating chart: See Attachment

STAGE DIMENSIONS

Proscenium

50ft wide, 20ft high, 30ft deep (from proscenium to back wall), with a 15ft apron.

Wing Space

SR Wing: 20ft wide x 30ft deep x 20ft high clear space, additional 10ft wide x 7ft high, under loft.

SL Wing: 30ft wide x 30ft deep x 20ft high clear space (from stage to wall)

Grid Height (note, grid is 1 ½" schedule. 40 steel pipe. (FIXED GRID)

19ft6" from stage floor to electrics, 19'3" from stage floor to back drop pipe, 22f'6" from stage floor to border pipes, 24'6" from stage floor to ceiling.

Stage Height

4ft above auditorium house floor

STAGE FLOOR

The stage floor is flat HDF lumber. The floor is painted in Breakthrough Satin Black. Drywall screws are acceptable with approval. No traps.

LOAD-IN AREA

Shipping Address: 850 N. San Antonio, Upland, CA, 91786

Located on the main parking lot side of the auditorium, 8ftx8ft rolling door (into shop), 8ftx8ft (from shop to stage).

Loading doors are offset by 4ft, shop and stage floor is 2ft above parking lot grade.

HOUSE DRAPERIES

Main Valance: Dark Green Velour, 100% fullness, (17'6" from stage to bottom of valance)

Main Curtain: Manual Draw, operator lines SR, Dark Green Velour, 100% fullness, and 2'6"

Legs: 3 pairs, Black Duvetyne, 10' wide x 22'6" high, 75% fullness, 10'6", 16'0", 22'6"

Midstage Traveler: Black Duvetyne, 70' wide x 22'6" high, 16'6", draws at 14'0"

Upstage Traveler: Black Duvetyne, 70' wide x 22'6" high, 28'6", draws at 25'0"

Cyclorama: No so' cyc. A 50' wide x 24' 6" high, plaster, sky blue color is used

Soft goods are in fixed positions. Legs will track on/off 10ft

Sliding Hard Portals: SR and SL, each 5ft wide x 18ft high, covered w/Black Duvetyne



BUILDING & STAGE (Cont.)

ACCESS

No direct access from stage to, show control, or lobby. Dressing rooms are off stage right on stage level and in the music wing off stage left seven stairs up. Classrooms (detached) south of the stage can be used for additional dressing room space.

SHOP AREA

10ft wide x 100ft long, equipment for basic woodworking for house staff, used as a crossover during performances, also loading area and storage.

STORAGE

No large secured storage available. Secure storage for small items may be available. See the Production Manager for details and arrangement.

ACTORS ALCOVES

Allow performers to enter on apron in front of Main Curtain from backstage, (with masking curtains)

RUNNING LIGHT

Low-level lighting used in wings and crossover during shows.

LIFTS

(1) - Genie personal lift (GS-2646), 24ft platform height.

(1) - Genie Scissor Lift (PLC-24), 24ft platform height.

Assortment of commercial ladders to be used by house personnel

LOCAL SUPPLIERS

A wide variety of theatrical suppliers are located in Los Angeles and Hollywood, about 35 miles west of the Highlander Auditorium. Last minute theatrical supplies are not available locally. See production manager for specific needs. Standard hardware items are available at:

Home Depot, 250 South Mountain, Upland, CA 91786, (909) 949-4119

Lowe's, 1659 West Foothill Blvd., Upland, CA 91786, (909) 982-4795



LIGHTING and POWER

Power

- (2) @ 400 amp 3-phase company switches (cam-lok and lugs) on downstage right wall Located 25 feet from the proscenium.
- (2) @ 20 amp utility circuits on each side of the stage
- (8) @ 208v circuits on upstage wall left and right
- (10) @ 208v circuits in grid
- (1) @ 100 amp 3-phase cam lock panel on stage right wall. (Fed from the Audio Power Isolated Ground Panel) Located 25 feet from proscenium.
- (2) @ 20 amp isolated ground circuits on Stage Right
- (4) @ 20 amp isolated ground circuits across front of apron (floor pockets)
- (8) @20 amp isolated ground circuits on upstage wall left and right (Twist Lock).

Dimmers

- 378 Total Dimmers
- 372 ETC Sensor dimmers @ 2.4k each.
- 6 ETC Sensor dimmers @ 6.0k each (Permanent House and Work Lights)

Control

ETC Eos 4000 with Fader Wing and two LCD monitors, keyboard/mouse.

- ETC Net3 Radio Focus Remote (RFR)
- Separate wireless network for iRFR (iPhone) & aRFR (Android) control

ETC Expression 3 with two LCD monitors, and keyboard.

- (1) - ETC Net3 Four Port Gateway
- (1) - Doug Fleenor Design 8 in x 28 out Isolated DMX Splitter/Router
- (1) - ETC 2x1 DMX Merge Unit

The Highlander has a custom DMX Network. We have four locations for control, and four universes of DMX possible. There are numerous DMX outputs throughout the facility, and any can be assigned to any DMX universe. Control can be from Show Control, Stage Right, House Sound Position and Downstage Center of the apron.

Unison Paradigm Architectural control system

- (1) - LCD station, located at FOH
- (1) - LCD station, located at Show Control
- (1) - LCD station, located in Stage Manager Console SR Wing
- (2) - Button Stations located at Stage Door and Office

Unison Paradigm can control any of the conventional dimmers, including House and Work lights.



Circuits

1-32	Anti-Proscenium (Cove position)
33-44	Proscenium Catwalk (1 st Electric)
45-56	Mid-Stage Raceway (4 th Electric)
57-68	Upstage Raceway
69-80	Floor Pockets (DSL, USL, USR, DSR)
81-84	HR, HL Alcoves (married)
85-90	House and Work Lights
91-114	2 nd Electric Raceways
115-138	3 rd Electric Raceways
139-162	5 th Electric Raceways
163-186	6 th Electric Raceways (cyc position)
187-198	2 nd house position (60 ft DS of Proscenium)
199-222	1 st house position (35 ft DS of Proscenium)
223-246	FX truss position (10 ft DS of proscenium)
247-252	Stage Left Light Ladder #1
259-264	Stage Left Light Ladder #2
271-276	Stage Left Light Ladder #3
283-288	Stage Left Light Ladder #4
247-252	Stage Right Light Ladder #1
265-270	Stage Right Light Ladder #2
277-282	Stage Right Light Ladder #3
289-294	Stage Right Light Ladder #4
295-300	Down Stage Left wall box
301-306	Up Stage Left wall box
307-312	Up Stage Right wall box
313-318	Down Stage Right wall box
325-330	House Left Box Boom #1
335-339	House Left Box Boom #2
340-345	House Left Box Boom #3
319-324	House Right Box Boom #1
347-351	House Right Box Boom #2
352-356	House Right Box Boom #3
331-366	Spares - no circuits installed at this time.
367-370	House Baffle Lights (decorative)
373-378	Stage Wing Running Lights



Lighting Inventory

Motion Lighting

- (14) - Vari-Lite VL2500 Spot
- (16) - Vari-Lite VL500 Wash
- (4) - High End Technobeam with Iris

Follow Spots

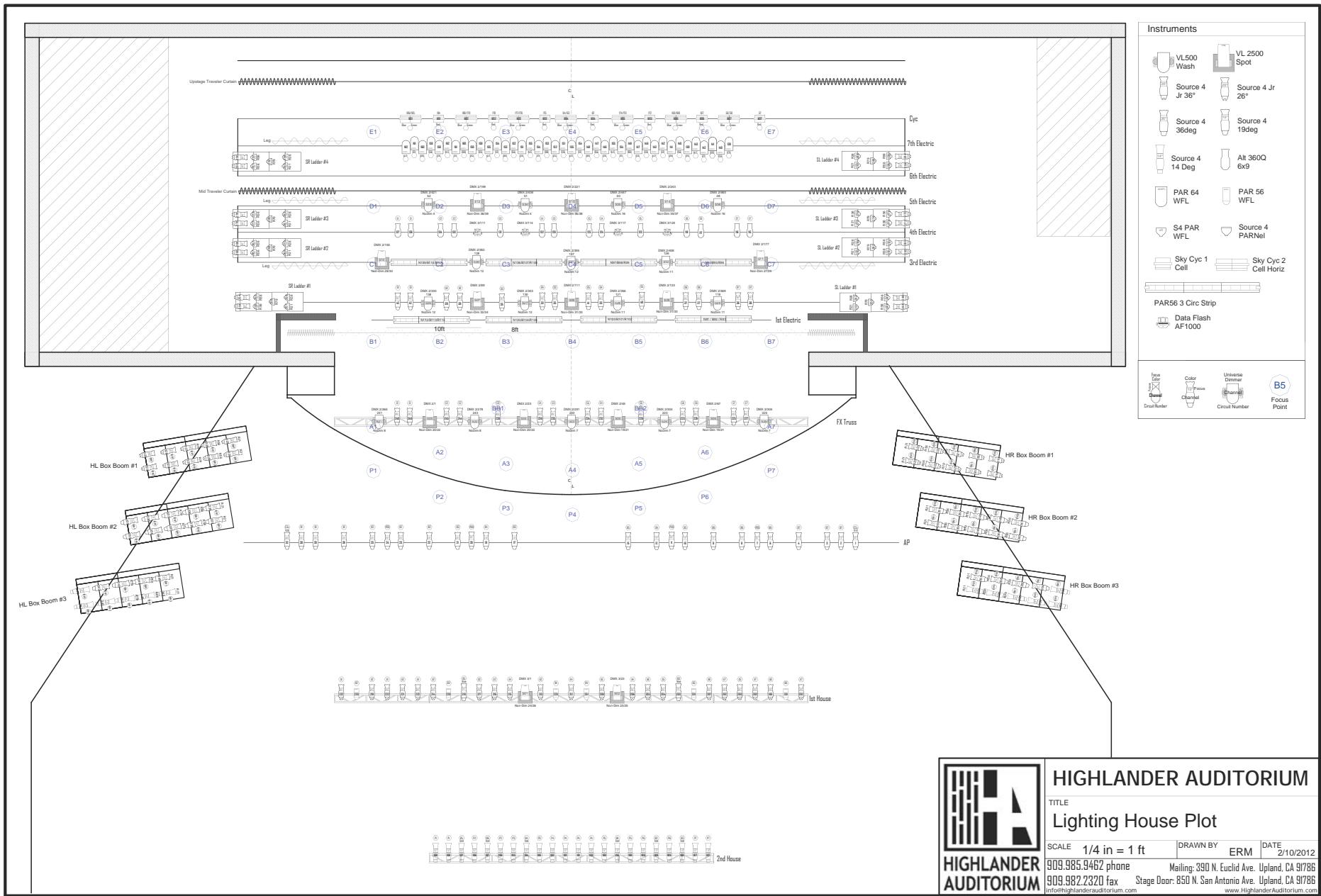
- (2) - Lycian M2 2500 Followspots (Upstairs in Show Control Booth)
- (2) - Strong Canto 2000 FF Followspots (Side Alcoves)

Conventional

- (33) - 14 degree ETC Source 4 Jr @575w
- (48) - 19 degree ETC Source 4 Jr @575w
- (12) - 26 degree ETC Source 4 @ 575w
- (38) - 26 degree ETC Source 4 Jr @ 575w
- (48) - 36 degree ETC Source 4 @ 575w
- (2) - 36 degree ETC Source 4 Jr @575w
- (1) - 50 degree ETC Source 4 Jr @575w
- (28) - ETC Source 4 PAR @ 750w
- (4) - ETC Source 4 PARnel @ 575w
- (8) - ETC Source 4 Fresnel (8") @ 575w
- (2) - Selecon 1k Zoom
- (29) - 6x9 Altman 360Qfts @ 500 to 750w
- (7) - 6x12 Altman 360Qfts @ 750w
- (6) - Altman PAR 56 NSP/MFL @ 500w
- (41) - Altman PAR 64 NSP/WFL @ 1k
- (6) - Altman 3.5x6 Lekos @ 500w
- (12) - 8" Altman Fresnel's @ 1k
- (4) - 3 circuit PAR 56 Strip Lights (15 MFL @ 300w ea)
- (4) - 3 circuit PAR 56 Strip Lights (12 MFL @ 500w ea)
- (14) - ETC Desire Vivid D40 LED Fixture
- (16) - Strand Selecon PLCYC LED Cyc Fixture

Effects

- (4) - Jem Magnum Pro 2000 Smoke Machines
- (1) - MDG Atmosphere CO2 Hazer
- (4) - Rosco I-pro image projector
- (2) - GAM Twin Spin Gobo Rotators
- (1) - Altman 1k Black light (w/road case)
- (2) - 18" Mirror balls w/rotators
- (2) - Diversatronics Source 4 strobe cannon end caps
- (4) - High End AF100 Dataflash
- (4) - Rotating Beacons (Red, Blue, Amber)



- Instruments**
- VL500 Wash
 - VL2500 Spot
 - Source 4 Jf 36°
 - Source 4 Jr 26°
 - Source 4 36deg
 - Source 4 19deg
 - Source 4 14 Deg
 - Alt 360Q 6x9
 - PAR 64 WFL
 - PAR 56 WFL
 - S4 PAR WFL
 - Source 4 PARnel
 - Sky Cyc 1 Cell
 - Sky Cyc 2 Cell Horiz
 - PAR56 3 Circ Strip
 - Data Flash AF1000
 - Focus Point B5

HIGHLANDER AUDITORIUM

TITLE

Lighting Lighthouse Plot

SCALE 1/4 in = 1 ft DRAWN BY ERM DATE 2/10/2012

909.985.9462 phone Mailing: 390 N. Euclid Ave. Upland, CA 91786

909.982.2320 fax Stage Door: 850 N. San Antonio Ave. Upland, CA 91786

info@highlanderauditorium.com www.HighlanderAuditorium.com



SOUND

Sound Consoles

Yamaha M7CL 48 Channel, 24 Outputs, Digital Mixing Console

-Meter Bridge -PW800W External Power Supply -MY8-DA96 Output Card -Dante-MY16-AUD Network Card

Soundcraft Venue II Theatre 32 Channel, 8 buss, 6 Aux, 4 Matrix, Sound Console

Soundcraft Spirit 24ch Portable Console

Soundcraft Spirit Powerstation 1200 Portable Mixer

Yamaha MG166CX-USB 16ch Portable Mixer

Playback

(1) - Rack mount Windows XP Quad-Core Computer (2CH Audio)

(1) - 360 Systems Instant Replay Hard Disk Record / Playback Unit

(2) - Tascam CC-222 MK III CD/Tape decks

(1) - Techniques Turntable (Requires advance notice)

System Patchbay

(6) - Bittree 48 Point ¼" Patchbays

Patchable Inputs

Microphone Inputs 1-16 Stage Right

Microphone Inputs 33-40 Stage Right

Microphone Inputs 17-32 Stage Left

Microphone Inputs 1-32 in Apron Floor Pockets

Microphone Inputs 8 Above Stage Apron on FX Pipe

Microphone Inputs 8 Above Stage in Grid

All UHF Wireless Microphones are Patchable

Bus Outputs From M7CL and Soundcraft Venue Console are Patchable

XLR Tie Lines A-H To Stage Right and Left

XLR Return Lines S-Z To Stage Right

Signal Processing

(1) - BSS Audio, Soundweb London BLU-160

(2) - BSS Audio, Soundweb London BLU-120

(1) - BSS Audio, Soundweb London BLU-BOB

(22) - Crown XTi Amplifiers with built in DSP.

(1) - SIA Smaart Live v.6, Sound Devices USBpre & EarthWorks M30 Measurement Microphone

Control

(1) - Soundweb BLU-10 Touchscreen Controller (Production Office)

(2) - Soundweb BLU-8 Controller (Box Office & SM Console)



House Sound System

Center Line Array:

- (6) QSC WL2102-w Wide Line Array,
Powered by (6) Crown XTi 4000 Series Amplifiers (Bi-Amped)

Stereo Line Array:

- (12) QSC WL2102-w Wide Line Array (6 boxes per side),
Powered by (12) Crown XTi 4002 Series Amplifiers (Bi-Amped)

Subwoofers:

- (2) Custom PTBC / JBL-Loaded Dual-18" Sub Cabinets
Powered by a Crown CTs-2000 Amplifier

Foldback:

- (1) JBL 15" Architectural Full Range Cabinet
Powered by (1) Crown CTs-2000 Amplifier (Bi-Amped)

Rear Surrounds:

- (8) JBL 15" Full Range Cinema Surround Speakers (4 CHs)
Powered by (2) Crown CTs-2000 Amplifiers

Stage Monitors:

- (4) Drive Lines to Stage (AUX A, B, C, D)
Powered by (4) Crown XTi-4002 Amplifiers (Bridged)

- (2) Portable 2CH @ 600W Amp racks

Monitor Speakers

- (4) EAW MicroWedge Stage Monitors
- (2) Venue Audio Stage Monitors
- (2) 12" JBL MR822 Full Range
- (2) 10" JBL Eon Powered Speakers
- (2) EAW JF60z Full Range
- (2) JBL-Loaded Dual 15" Full Range Cabinets
- (2) JBL TR-225 Dual 15" Full Range Speakers
- (2) JBL SR 4722 12" 2 way speakers (stand mountable)



Microphones

(5) - AT3528	(2) - AKG C1000S	(10) - Shure Beta 57a	(4) - Radial PRO DI
(2) - AT873R	(2) - AT4073a	(11) - Shure Beta 58a	(2) - Radial J48
(2) - AT915QMRX	(1) - ATM10a	(3) - Shure SM57	(3) - ProCo DB1 DI
(5) - ATM33R	(1) - ATM25	(1) - Shure SM58	(1) - Whirlwind PC-DI
(1) - ATM61HE/S	(2) - AT Pro41	(4) - Shure Beta 98	
(5) - ATM63	(1) - AT Pro4L	(1) - Shure Beta 91	(14) - Countrymen e6i
(3) - ATM63HE	(3) - Audix MB8455	(4) - Shure KSM 137	(7) - Countrymen e6
(5) - ATM89R	(6) - Sennheiser MD421	(2) - Shure KSM 32	(4) - Countrymen B3
(4) - AT U853RUK			

Wireless Microphones

Shure UHF-R Wireless System - 16 Total Channels of Wireless

(8) - Shure UR4D Dual Channel Receivers - 16 total CHs (H4 Band & J5 Bands)

(16) UR1 4 Belt packs *w/ Countryman Isomax E6 ear worn elements*

(8) UR2 Hand Held Transmitters *w/ Beta 58 Capsules*

Support Equipment

- (8) - AKG and Whirlwind Boom stands (Tall)
- (4) - AKG and Whirlwind Boom stands (Short)
- (14) - Ultimate Straight Mic stands
- (12) - Desk stands
- (2) - Tripod Speaker Stands

Mic Snakes:

- (1) - 24ch w/ 4 XLR Returns @ 150ft
- (1) - 16ch @ 100ft
- (1) - 8ch w/ 2 ¼" Speaker Outputs @ 50ft
- (1) - 8ch @ 50ft
- (1) - 6ch @ 50ft
- (1) - 8ch Micro Mass Cable

Audio Power

- (1) @ 100 amp 3-phase cam lock panel on stage right wall. Located 25 feet from proscenium.
(Fed from the Audio Power Isolated Ground Panel)
- (2) @ 20 amp isolated ground circuits on Stage Right
- (4) @ 20 amp isolated ground circuits across front of apron (floor pockets)
- (8) @20 amp isolated ground circuits on upstage wall left and right.

Communication

The Highlander utilizes Clear-Com communication system. There are base stations at all operator positions. Five wireless Clear-Com Tempest series belt packs and four wireless HME DX series belt packs. The facility has 2-4 channels of clear-com throughout the building.

Motorola CLS portable radios are also used.



SUPPORT EQUIPMENT

Orchestra Pit

Area in front of stage is used as pit. Pit is floor level with the house. Pit area is 11ft wide (at narrowest point) x 80ft long.

Pianos

(1) - 6ft Baldwin grand, gloss black finish

(1) - Wurlitzer upright rehearsal piano, wood finish

House piano tuner does all tuning; contact production manager to make arrangements if necessary.

Chairs

(100+) Wenger musician chairs, (Black seats, and chrome frame)

Stands

(100+) Wenger music stands (Black, Manhasset type)

Stand Lights

(12) - Universal Clip lights

Acoustic Shell

(10) - Wenger acoustic shell, eggshell finish, contact for available configurations.

Choral Risers

(10) - Wenger three step interlocking risers. Easily accommodates 16 performers per section of riser.

Platforms

(12) - Wenger, 4ft x 8ft Platforms (adjustable heights 4", 8", 16", or 24")

(4) - Wenger, 4ft x 4ft Platforms (adjustable heights 4", 8", 16", or 24")

Lecterns

(1) - Closed on three sides, storage shelf, dual mic inputs and reading lights.

Flags

(1) - American on 8ft pole, (1) California on 8ft pole

Tables

Standard folding banquet tables available, (12) @ 8ft long, (6) @ 6ft long, If more tables are needed please contact production manager prior to event. Black table drape linens for all tables.



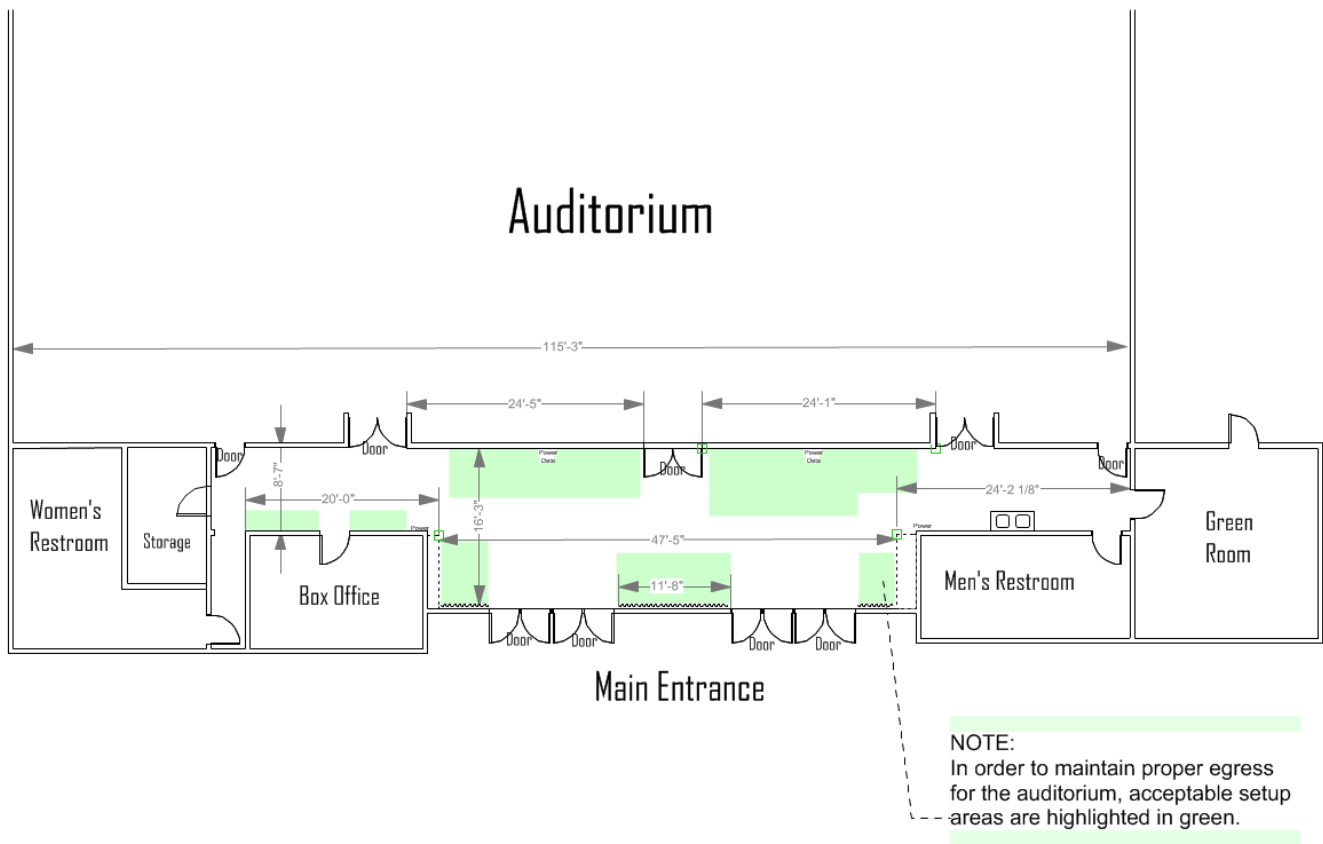
LOBBY



Dimensions: 47' 5" Wide x 16' 3" Deep

Height:

Usable space for tables and merchandise will differ. Please refer to the Lobby Ground Plan for details.





DRESSING ROOMS

Onstage Dressing rooms: Two dressing rooms are located on stage right at the stage level. Each is equipped with lights, mirrors, counters, sinks, clothing racks (4 total), and a restroom. Dressing room A can accommodate 20 performers; Dressing room B can accommodate 15 performers. Onstage dressing rooms have video monitors of the stage and paging.

Dressing Room A



Dressing Room B



Larger classrooms (D Building) are available adjacent to the auditorium which are close to restroom facilities and can accommodate up to 30 to 50 performers.

D-Building Classrooms





AUDITORIUM & HOUSE POLICIES

1. Contact Production Manager for specific policy documents.
2. California State law prohibits smoking anywhere within any public building. California State Law also prohibits the use of tobacco on school grounds, inside and out.
3. No company or performance personnel may be in the seating area of the auditorium in rehearsal clothing, costume, or make-up when the house is open, except as an integral part of the performance or presentation at the actual time it is presented.
4. Standard policy for opening the front of the house to the public is no less than 30 minutes and no more than 60 minutes prior to the performance. In cases of emergency or special circumstances, the opening of the front of the house may be held for a maximum of 15 minutes. The Highlander Auditorium reserves such a decision. Prior to opening the house, the appropriate representative (stage manager or company manager) of the performing company shall be so notified by the staff member of The Highlander Auditorium responsible for the front of the house operations.
5. We enforce a "no breaking curtain" rule. Meaning, before and after the performance we do not allow any member of the house to cross onto stage via the apron stairs to enter backstage. Also, we do not allow any member of the performing company to enter the house via the apron stairs. We will not be able to open the curtain after the performance has finished, until the house is entirely empty of our guests.
6. Only authorized personnel are allowed on the main stage and backstage before, during, and after a performance.
7. Food and Drink are not permitted anywhere within the facility at any time.
8. If food or beverage service is required outside, The Highlander Auditorium holds first right refusal and arrangements must be made in advance at least 72 hours.
9. Flash photography is STRICTLY forbidden. (If requested by the performing company, this policy can be adjusted).
10. Alcohol is not permitted
11. Concession arrangements must be made prior to event with the production manager
12. The side doors in the house are emergency exits only, and will not be used as an entrance or exit at any time.
13. Vehicles are not permitted on campus. If loading or unloading is necessary, arrangements to get an on campus vehicle permit must be made with production manager.
14. Helium Balloons are not permitted in the facility at any time. Decorative balloons must be approved in advance.
15. Every guest must have a seat, no matter what age. On ticketed events every guest must have a ticket, no matter what age. NO EXEPTIONS
16. There will be no obstructions to the aisles at any time. (i.e. strollers, infant carriers)
17. Unless the event is assigned seating, all events are first come first served basis. There will be no reserved seating by the patrons permitted.
18. The Highlander Auditorium holds the right to refuse entry to guests if the auditorium becomes over the recommend capacity.
19. All animals are not permitted within the house, dressing rooms, or backstage areas. Guests or clients with animals will be asked to remove their animal. Service animals are permitted.
20. Ticket sales will only be sold utilizing the provided box office.



AUDITORIUM & HOUSE POLICIES (Cont.)

21. The Highlander Auditorium Staff will not accept cash or monies for the performance company, for tickets or concessions.
22. The Highlander Auditorium House Manager is completely responsible for the operations of the lobby. The House Manager will be the only person to decide when to open the house and will be responsible for enforcing all current policies. The House Manger may make decisions at their discretion.
23. Additional policies are in place. Please refer to your rental contract agreement.

CONCESSIONS

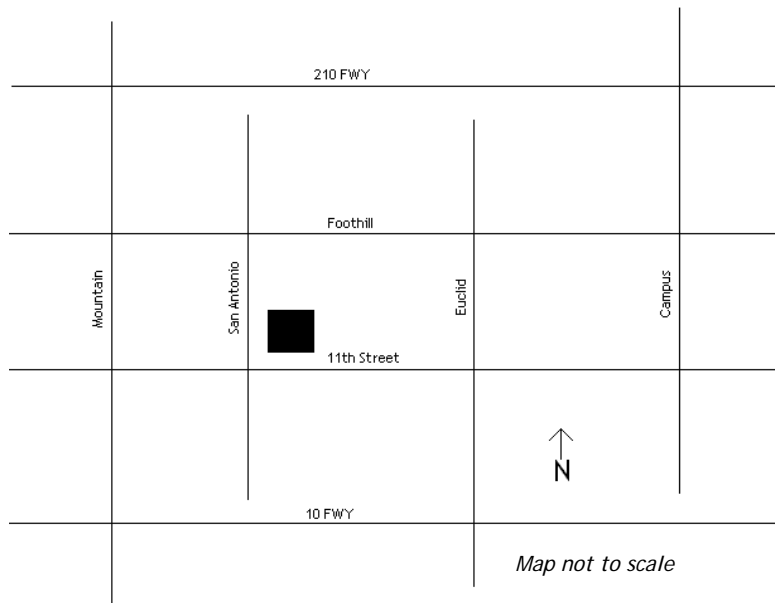
The Highlander Auditorium has first refusal rights for all patron food and beverage service. Contact the production manager for further information. Remember food and drinks are not allowed in the auditorium. Other concession items, including but not limited to, show programs, merchandise, novelties, and flowers, may be permitted to be sold only with advance approval from the production manager in writing attached to your contract.



HIGHLANDER AUDITORIUM

Upland Unified School District
390 N. Euclid Ave. Upland, CA 91786
909.985.9462 909.982.2320 fax
www.highlanderauditorium.com

The HIGHLANDERAUDITORIUM is located at:
850 N. San Antonio Ave. Upland CA 91786



If eastbound on the 10 freeway, exit Mountain Ave. At the end of the off ramp, turn left and proceed north four miles on Mountain Ave to 11th Street. Turn right onto 11th Street and proceed east one mile to San Antonio Ave. Turn left onto San Antonio, and then turn right into the first driveway of the main lot. The Highlander Auditorium is the largest building that sits on the main lot.

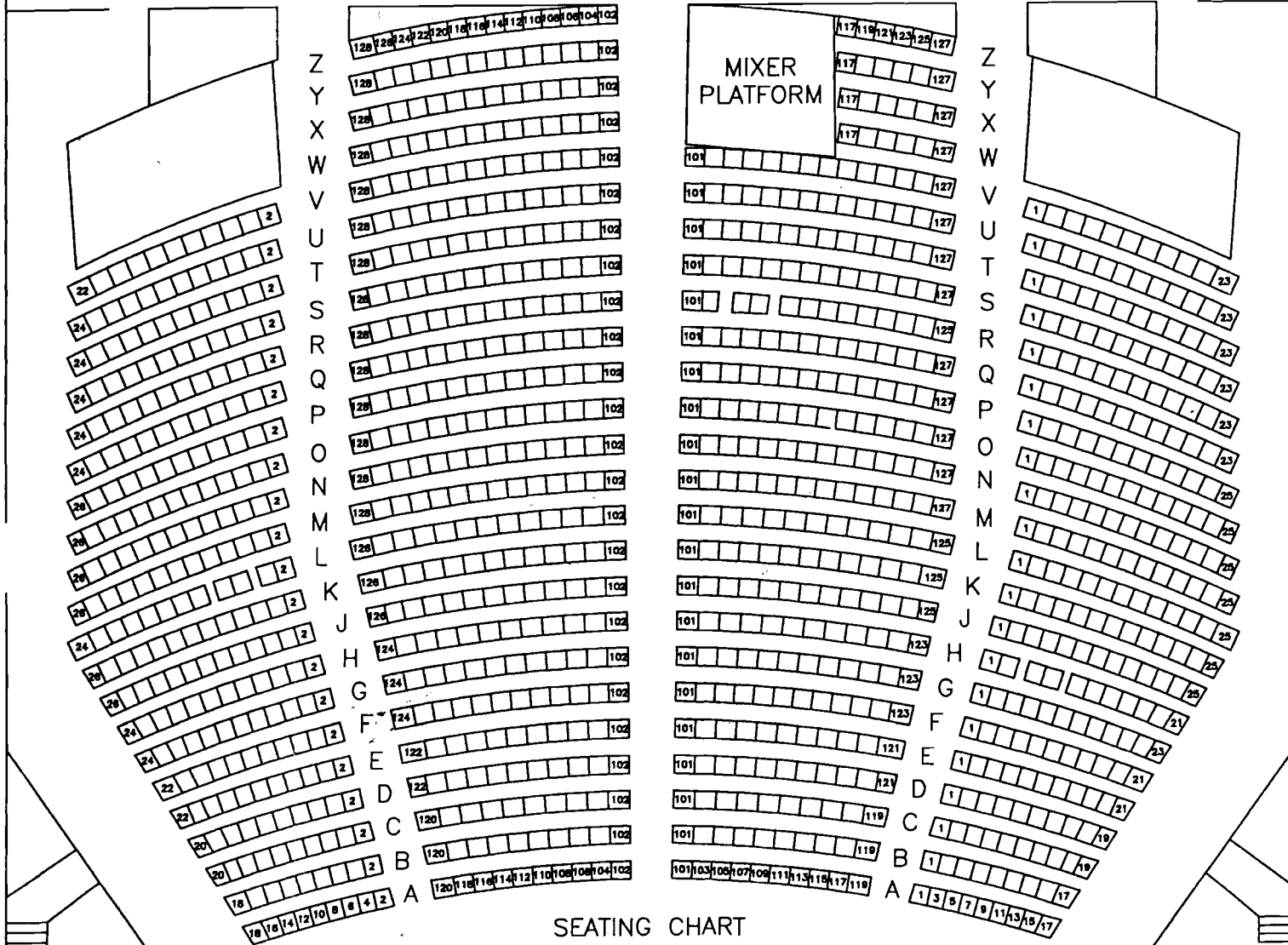
If westbound on the 10 freeway, exit Mountain Ave. At the end of the off ramp, turn right and proceed north four miles on Mountain Ave to 11th Street. Turn right onto 11th Street and proceed east one mile to San Antonio Ave. Turn left onto San Antonio, and then turn right into the first driveway of the main lot. The Highlander Auditorium is the largest building that sits on the main lot.

If eastbound on the 210 freeway, exit Mountain Ave. At the end of the off ramp, turn left and proceed south six miles on Mountain Ave to Foothill Blvd. Turn Left onto Foothill Blvd and proceed east one mile to San Antonio Ave. Turn right onto San Antonio, and then turn left into the third driveway of the main lot. The Highlander Auditorium is the largest building that sits on the main lot.

If westbound on the 210 freeway, exit Mountain Ave. At the end of the off ramp, turn right and proceed south six miles on Mountain Ave to Foothill Blvd. Turn Left onto Foothill Blvd and proceed east one mile to San Antonio Ave. Turn right onto San Antonio, and then turn left into the third driveway of the main lot. The Highlander Auditorium is the largest building that sits on the main lot.

ENTRANCE

ENTRANCE

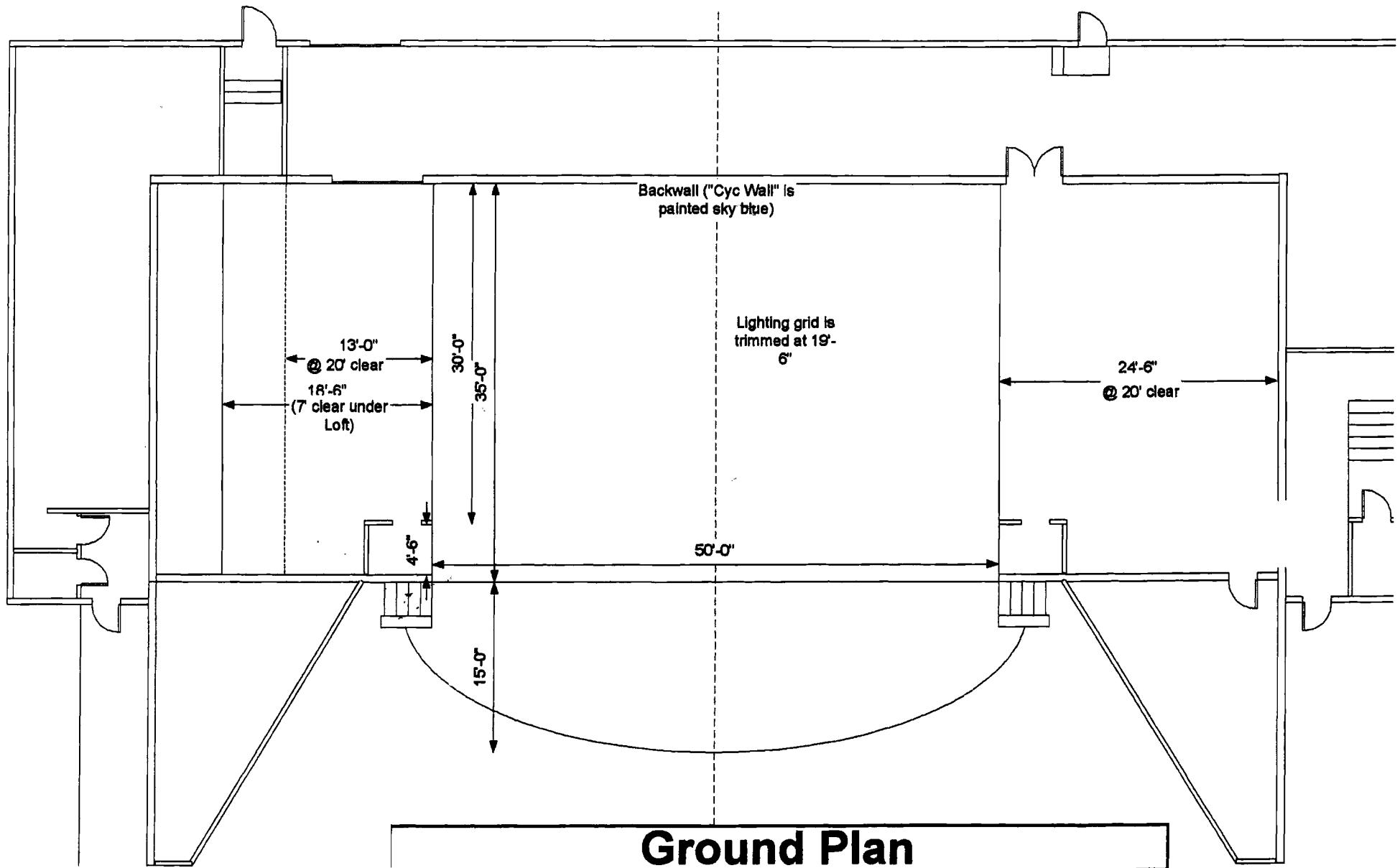


SEATING CHART

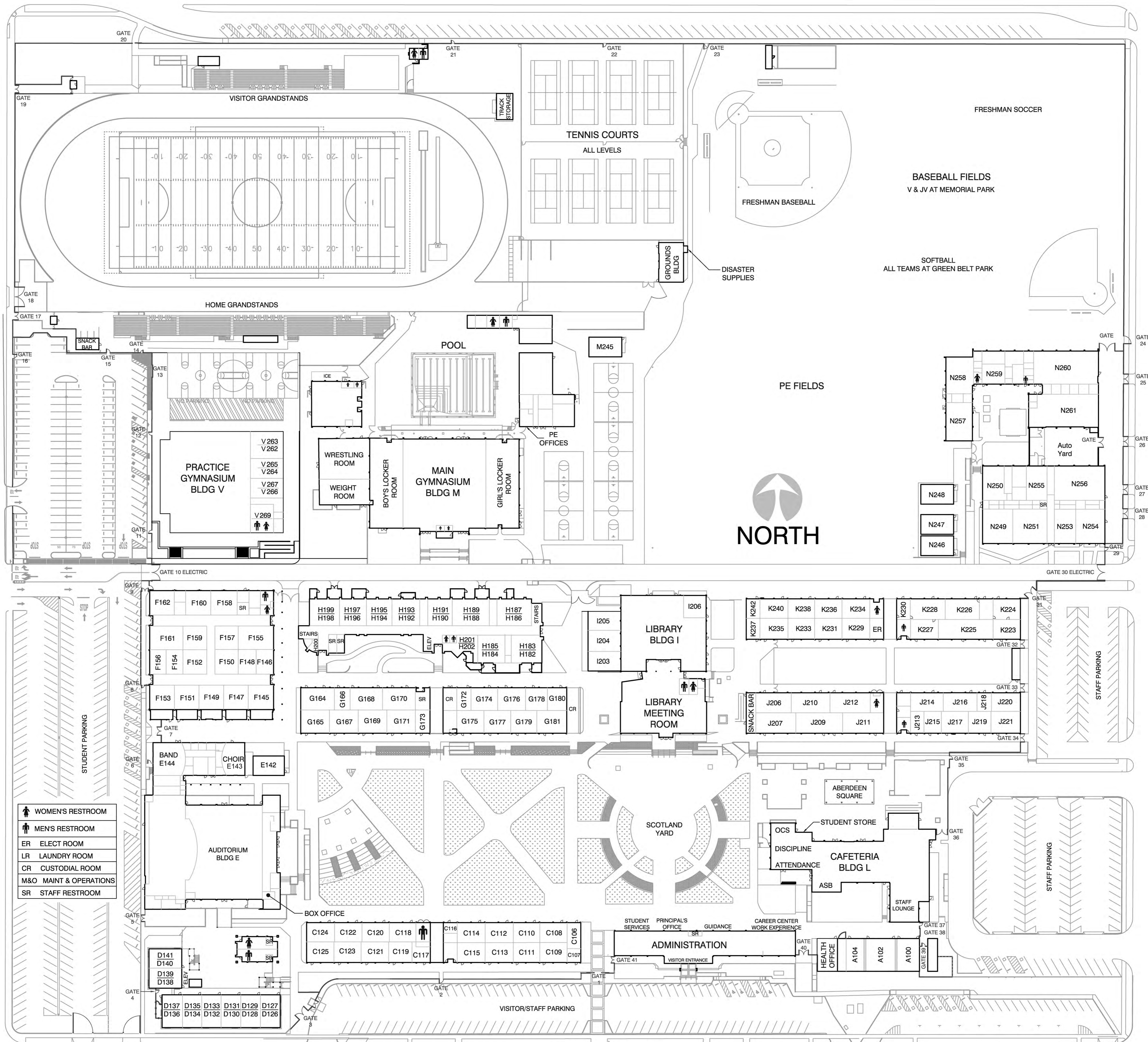
HIGHLANDER
AUDITORIUM

FIXED SEATING
1073

D. Hutchins
2003



FOOTHILL BOULEVARD



SAN ANTONIO AVE

REDDING WAY



ELEVENTH STREET

UPLAND HIGH SCHOOL